SEWER MAP-TILES

Boss Room Tiles

ASSEMBLY INSTRUCTIONS

For the printing: This file is set up for
US letter-sized (8.5"x11") sheets.
Turn off any 'fit to page' options in your printer driver.
If you are printing A4-sized sheets, you may want to
reduce the print size to 95% of the original
(depends on your printer, print a test page first).



















If you can, use photo paper to print; you'll really enjoy these tiles this way. If you print them in pieces, glue them on foam or cardstock, they'll fit together easily and store more easily afterwards.
In a print shop you can print the map in poster size with greater quality.

Black Scrolls Games

Tile ”D1”



Black Scrolls Games © All Rights Reserved.

Tile ”D2”



Black Scrolls Games © All Rights Reserved.

Tile ”D3”



Black Scrolls Games © All Rights Reserved.

Tile ”D1” v2



Black Scrolls Games © All Rights Reserved.

Tile ”D2” v2



Black Scrolls Games © All Rights Reserved.

Tile ”D3” v2



Black Scrolls Games © All Rights Reserved.

Tile ”D4” empty



Black Scrolls Games © All Rights Reserved.

Tile ”D5” inner corner



Black Scrolls Games © All Rights Reserved.

Tile ”D6” two inner corners



Black Scrolls Games © All Rights Reserved.